



# DNH

HEAD OFFICE, NORWAY  
**DNH AS**

Phone..... + 47 35 98 56 00  
Fax..... + 47 35 98 56 10  
E-mail..... dnh@dnh.no  
Web-site..... www.dnh.no

ENGLAND  
**DNH WW Ltd**

Phone..... + 44 1908 275 000  
Fax..... + 44 1908 275 100  
E-mail..... dnh@dnh.co.uk

GERMANY  
**DNH GmbH**

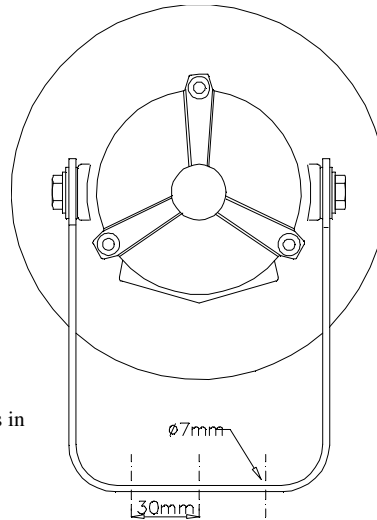
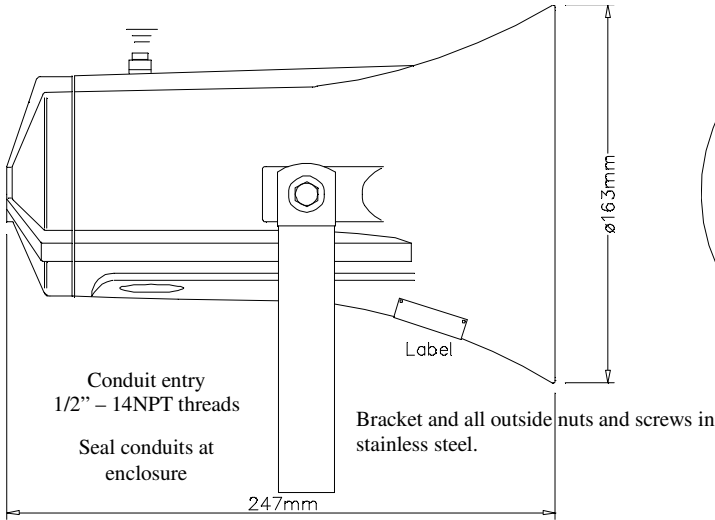
Phone... + 49 040 6569 30-0  
Fax..... + 49 040 6569 30-30  
E-mail..... dnh@dnh.de

USA  
**DNH Speakers Inc**

Phone..... + 1 484 494 5790  
Fax..... + 1 484 494 5793  
E-mail..... dnh@dnhspeakers.com

## HS-15ExdFM(T)

ISO 9001 CERTIFIED



Transformer:  
100 V line (optional 70V, 50V)

Primary nominal tapings:

1 : 2	15,0 W
2 : 3	7,5 W
3 : 4	4,0 W
1 : 3	2,7 W
2 : 4	1,3 W
1 : 4	0,8 W

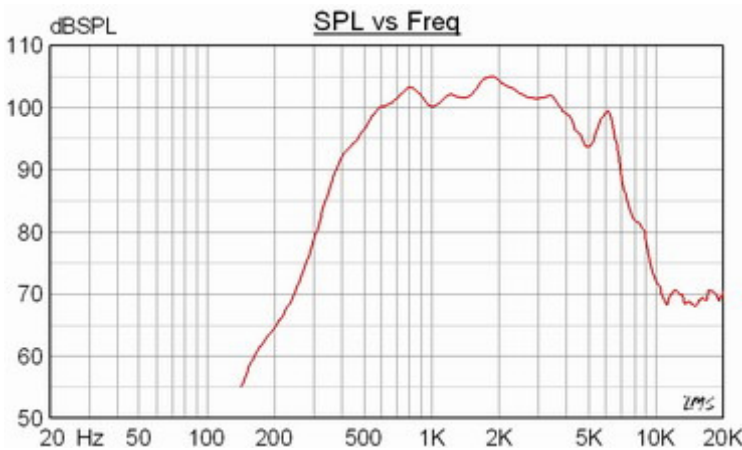
1 = Red, 2 = Yellow  
3 = Green, 4 = Blue



APPROVED

Certified by / Certification code: Factory Mutual approved – Class I, Div. 1, Groups B, C and D

### Sound pressure levels at different frequencies at 1W/1m



Material / Color..... Aluminum alloy / RAL 7035  
 Mounting ..... Bracket  
 Termination..... Screw terminals  
 Weight w/ transformer ..... 2,8 kg  
 IP-rating ..... 67  
 Max / min amb temp..... 40 °C / -20 °C  
 Rated / max power ..... 15 W / 15 W  
 SPL 1W/1m ..... 105 dB  
 SPL rated power ..... 116 dB  
 Effective freq range ..... 410 – 7000 Hz  
 Dispersion (-6dB) 1kHz / 4kHz ..... 140° / 40°  
 Directivity factor, Q (1 kHz) ..... 2,6  
 Options..... Impedances, colors, labels

## Installation, Operation and Maintenance Procedures

- When mounting the loudspeaker please ensure that it is re-assembled in the same manner in which it was received.
- To change the position of the loudspeaker, please adjust the bracket (by loosening / tightening the screws) as required.
- For optimum performance, always use the correct voltage / power and operate within the frequency limits as stated.
- Use only certified/specified cable glands and blanking plugs.
- Do not open loudspeaker when energized.
- The loudspeaker should be checked on a regular basis.
- The aluminum surface of the loudspeaker should be regularly treated with paint at the same interval as with other similar outdoor equipment.
- Fasten lid with a torque of 2 - 3 Nm.
- If the Ex-loudspeaker is to be earthed, it must be done correctly using the specially marked screws.
- This loudspeaker is supplied with a 2 year warranty against defective workmanship.



DNH reserves the right to alter specifications without notice

Rev. 30.05.2011