



DNH

HEAD OFFICE, NORWAY
DNH AS

Phone..... + 47 35 98 56 00
Fax..... + 47 35 98 56 10
E-mail..... dnh@dnh.no
Web-Site..... www.dnh.no

ENGLAND
DNH WW Ltd

Phone..... + 44 1908 275 000
Fax..... + 44 1908 275 100
E-mail..... dnh@dnh.co.uk

GERMANY
DNH GmbH

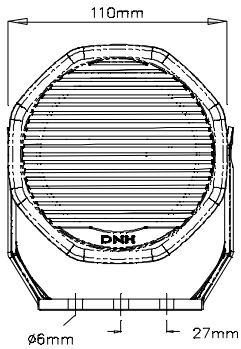
Phone... + 49 040 6569 30-0
Fax..... + 49 040 6569 30-30
E-mail..... dnh@dnh.de

VEP-6(T)

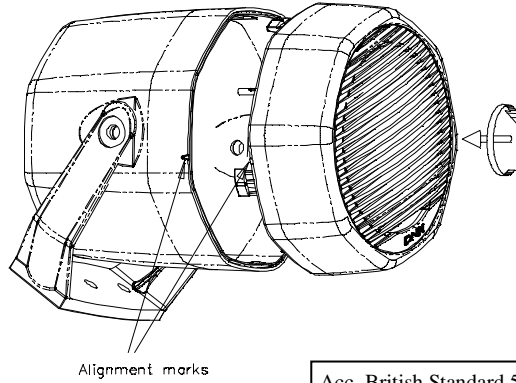
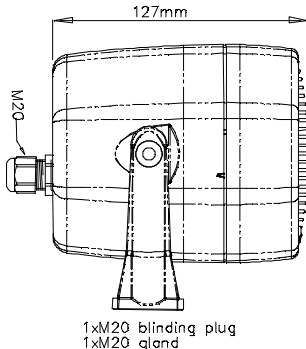
USA
DNH Speakers Inc

Phone..... + 1 484 494 5790
Fax..... + 1 484 494 5793
E-mail..... dnh@dnhspeakers.com

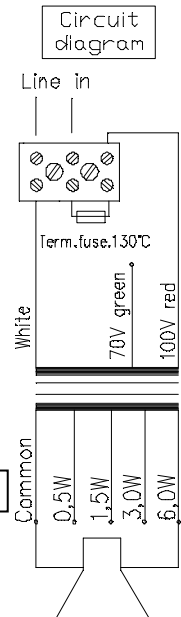
ISO 9001 CERTIFIED



All outside nuts and screws in stainless steel.

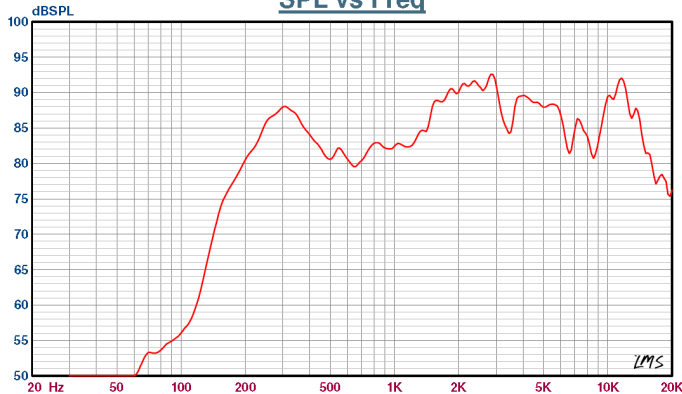


Acc. British Standard 5839



Sound pressure levels at 1W/1m

SPL vs Freq



Specifications

| | |
|-------------------------------|----------------------------|
| Material / Color | ABS / RAL 7035 |
| Mounting | Polyamide Bracket |
| Termination | Internal screw terminals |
| Weight | 0,7 kg |
| IP-rating | 44 |
| Max. / min. amb. temp | 90°C / -40°C |
| Standard version | 70 V / 100 V transformer |
| Rated / max. power | 6 W / 10 W |
| SPL 1W/1m | 87 dB |
| SPL rated power | 94 dB |
| Effective freq. range | 170 – 20000 Hz |
| Dispersion (-6dB) 1kHz / 4kHz | N/A |
| Options | Impedances, colors, labels |

Installation, Operation and Maintenance Procedures

- When mounting the loudspeaker please ensure that it is re-assembled in the same manner in which it was received.
- To open the loudspeaker, turn the front gently counter clockwise and pull.
- Lead cable through cable gland and connect to terminal.
- If 70V, replace red cable with the green cable in the terminal.
- To close the loudspeaker, align the two marks on the front and rear parts and turn the front gently clockwise.
- For optimum performance, always use the correct voltage / power and operate within the frequency limits as stated.
- Do not open loudspeaker when energized.
- This loudspeaker is supplied with a 2 year warranty against defective workmanship.

DNH reserves the right to alter specifications without notice

