



# DNH

HEAD OFFICE, NORWAY

**DNH AS**

Phone..... + 47 35 98 56 00

Fax..... + 47 35 98 56 10

E-mail..... dnh@dnh.no

Web-site..... [www.dnh.no](http://www.dnh.no)

ENGLAND

**DNH WW Ltd**

Phone..... + 44 1908 275 000

Fax..... + 44 1908 275 100

E-mail..... dnh@dnh.co.uk

GERMANY

**DNH GmbH**

Phone... + 49 040 6569 30-0

Fax..... + 49 040 6569 30-30

E-mail..... dnh@dnh.de

USA

**DNH Speakers Inc**

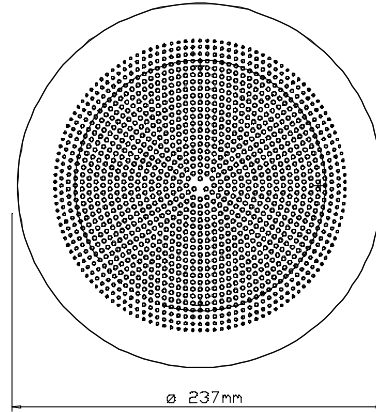
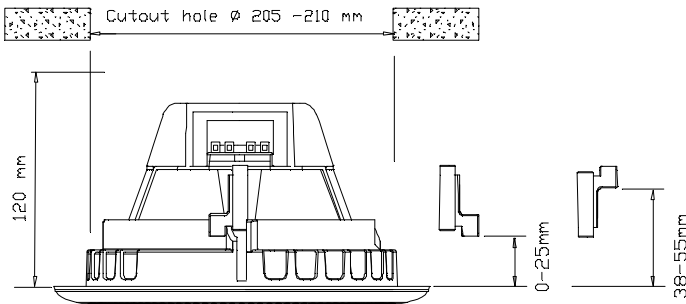
Phone..... + 1 484 494 5790

Fax..... + 1 484 494 5793

E-mail..... dnh@dnhspeakers.com

## BP-660(T)

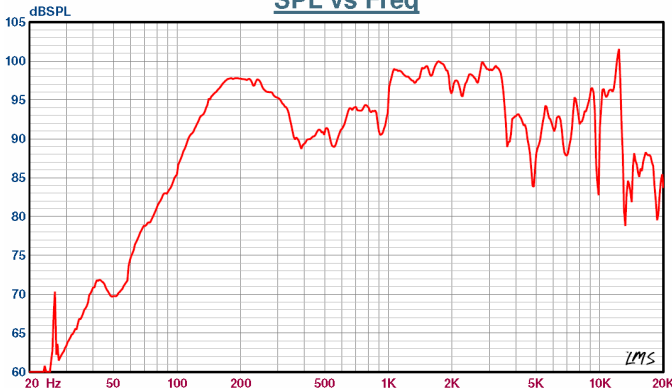
ISO 9001 CERTIFIED



Transformer:  
Combined  
70/100Volt line  
White : Red 100 V  
White : Green 70 V

Secondary nominal  
tappings:  
C : 6 6,0 W  
C : 3 3,0 W  
C : 1,5 1,5 W  
C : 0,5 0,5 W

Sound pressure levels at different frequencies at 1W/1m  
With P-6/15 B  
**SPL vs Freq**



Material / Color.....PA / ABS / RAL9010  
Mounting .....Hooks  
Termination..... Spring clamps  
Weight w/transformer .....1,1 kg  
Max. / min. amb. temp..... 90°C / -20°C  
Rated / max. power ..... 6 W / 20 W  
SPL 1W/1m ..... 93 dB  
SPL rated power ..... 100 dB  
Effective freq. range ..... 100 – 20000 Hz  
Options..... Impedance, color, label

### Installation, Operation and Maintenance Procedures

- Install the ring into the cut-out hole turning the crews connected to the three hooks, screw clockwise until the ring is fixed to the ceiling.
- Connect cable to terminal. Turn the grill gently clockwise within the ring until it stops.
- Hooks can be mounted both ways, see drawing at top of the page.
- For optimum performance, always use the correct voltage / power and operate within the frequency limits as stated.
- Take care when loudspeaker is energized (100V or 70V)
- Do not open loudspeaker when energized.
- This loudspeaker is supplied with a 2 year warranty against defective workmanship.



DNH reserves the right to alter specifications without notice

Rev. 09.11.2011