



DNH

HEAD OFFICE, NORWAY
DNH AS

Phone..... + 47 35 98 56 00
Fax..... + 47 35 98 56 10
E-mail..... dnh@dnh.no
Web-Site..... www.dnh.no

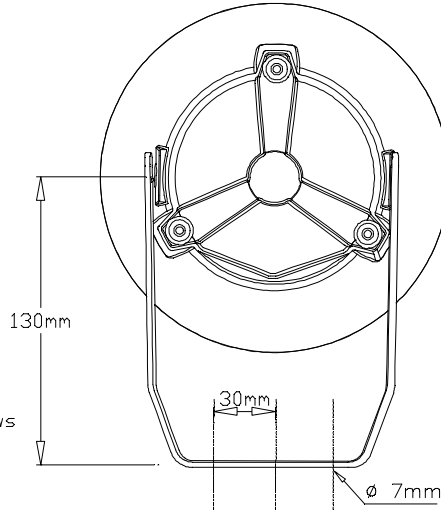
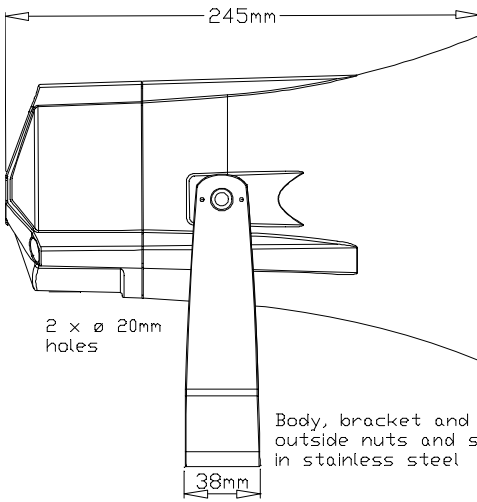
ENGLAND
DNH WW Ltd
Phone..... + 44 1908 275 000
Fax..... + 44 1908 275 100
E-mail..... dnh@dnh.co.uk

GERMANY
DNH GmbH
Phone... + 49 040 6569 30-0
Fax..... + 49 040 6569 30-30
E-mail..... dnh@dnh.de

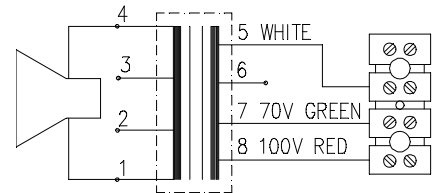
USA
DNH Speakers Inc
Phone..... + 1 484 494 5790
Fax..... + 1 484 494 5793
E-mail..... dnh@dnhspeakers.com

HSS-15(T)

ISO 9001 CERTIFIED



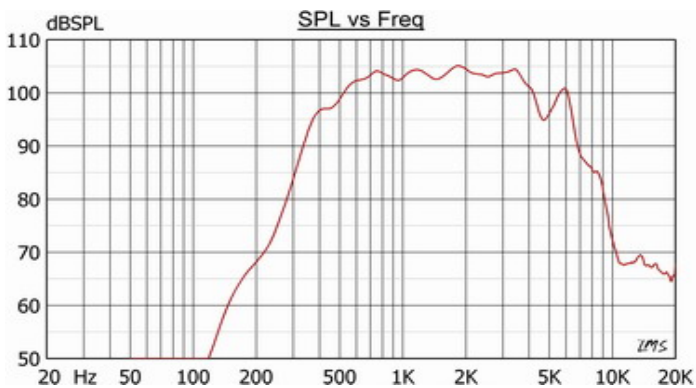
CIRCUIT DIAGRAM



Secondary nominal tapings

1 : 4	15 W
1 : 3	8,0 W
2 : 4	5,0 W
1 : 2	4,5 W
3 : 4	2,5 W
2 : 3	1,0 W

Sound pressure levels at 1W/1m



Specifications

Material / Color	Stainless steel 316
Mounting	U Bracket
Termination	Inside screw terminals
Weight w/transformer	6,5 kg
IP-rating	67
Max. / min. amb. temp	210°C / -55°C
Rated / max. power	15 W / 20 W
SPL 1W/1m	107 dB
SPL rated power	118 dB
Effective freq. range	350 – 7500 Hz
Dispersion (-6dB) 1kHz / 4kHz	150° / 40°
Options	Impedances, colors, labels

Installation, Operation and Maintenance Procedures

- Fasten the bracket to wall with 3 screws.
- Open the lid back 3 screws. Lead cable through cable gland (not provided) and connect to terminal. Screw lid back into place, 3 screws with a torque of 2 - 3 Nm to assure the IP rating.
- To change the position of the loudspeaker, please adjust the bracket (by loosening / tightening the screws) as required.
- For optimum performance, always use the correct voltage / power and operate within the frequency limits as stated.
- Do not open loudspeaker when energized.
- This loudspeaker is supplied with a 2 year warranty against defective workmanship.

DNH reserves the right to alter specifications without notice

